



# Logic9 Series

## hotLOGIC HUMIDIFIED HOLDING CABINETS

(stainless steel with mechanical controls)

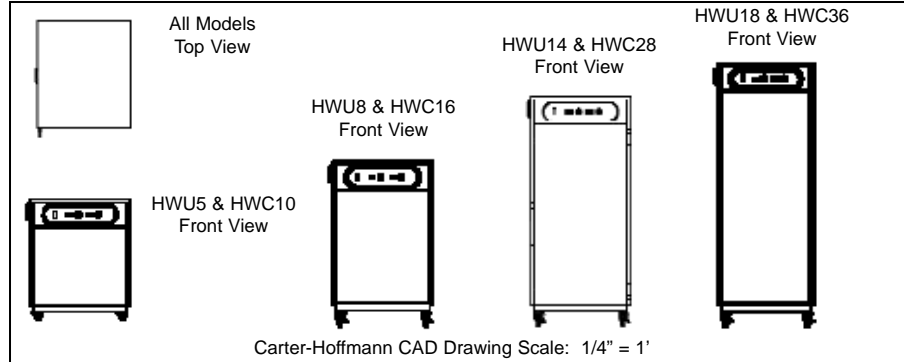
CARTER-HOFFMANN



FOOD SERVICE EQUIPMENT  
HUMIDIFIED HOLDING CABINETS

# SPECIFICATIONS

Printed in U.S.A. E79 1208  
Carter-Hoffmann is a trademark  
of Carter-Hoffmann LLC



Model Number	Pan/Tray Capacity		Spacing		Inside Working Height		Overall Dimensions			Caster Diameter in mm	Shipping Weight					
	12"x20"	18"x26"	in	mm	in	mm	Height in mm	Depth in mm	Width in mm		lbs	kg				
<input type="checkbox"/> HWU5S1XM*	10	5	3	76	15 <sup>5</sup> / <sub>16</sub>	389	33 <sup>1</sup> / <sub>2</sub>	851	33 <sup>1</sup> / <sub>16</sub>	840	28	711	3	76	271	123
<input type="checkbox"/> HWC10S1XM*	-	10	1 <sup>1</sup> / <sub>2</sub>	38	15 <sup>5</sup> / <sub>16</sub>	389	33 <sup>1</sup> / <sub>2</sub>	851	33 <sup>1</sup> / <sub>16</sub>	840	28	711	3	76	251	114
<input type="checkbox"/> HWU8S1XM	16	8	3	76	24 <sup>5</sup> / <sub>16</sub>	634	45 <sup>1</sup> / <sub>2</sub>	1156	33 <sup>1</sup> / <sub>16</sub>	840	28	711	5	127	322	146
<input type="checkbox"/> HWC16S1XM	-	16	1 <sup>1</sup> / <sub>2</sub>	38	24 <sup>5</sup> / <sub>16</sub>	634	45 <sup>1</sup> / <sub>2</sub>	1156	33 <sup>1</sup> / <sub>16</sub>	840	28	711	5	127	302	137
<input type="checkbox"/> HWU14S1XM	28	14	3	76	44	1118	65 <sup>7</sup> / <sub>8</sub>	1673	33 <sup>1</sup> / <sub>16</sub>	840	28	711	5	127	423	192
<input type="checkbox"/> HWC28S1XM	-	28	1 <sup>1</sup> / <sub>2</sub>	38	44	1118	65 <sup>7</sup> / <sub>8</sub>	1673	33 <sup>1</sup> / <sub>16</sub>	840	28	711	5	127	403	188
<input type="checkbox"/> HWU18S1XM	34	18	3	76	54 <sup>1</sup> / <sub>2</sub>	1384	76 <sup>3</sup> / <sub>8</sub>	1940	33 <sup>1</sup> / <sub>16</sub>	840	28	711	5	127	495	225
<input type="checkbox"/> HWC36S1XM	-	36	1 <sup>1</sup> / <sub>2</sub>	38	54 <sup>1</sup> / <sub>2</sub>	1384	76 <sup>3</sup> / <sub>8</sub>	1940	33 <sup>1</sup> / <sub>16</sub>	840	28	711	5	127	475	215

\*Under-counter height.

**CONSTRUCTION...** Completely welded cabinet construction with outer cabinet welded to base. All seams turned in to eliminate raw edges.

**CABINET MATERIAL...** All stainless steel construction; 20 gauge polished exterior and 18 gauge interior.

**BASE FRAME...** 12 gauge stainless steel full depth caster bolsters with 12 gauge stainless steel perimeter supports welded to bolsters.

**CASTERS...** 5" diameter casters with rubber tread (3" casters on HWU5). Four swivel casters. Two casters fitted with brakes.

**INSULATION...** 2" thick high density continuous wrap-around type fiberglass insulation.

**DOOR...** Welded double panel stainless steel door; 20 gauge polished exterior and 20 gauge interior. Filled with 2" thick high density fiberglass insulation. Field reversible. Removable stainless steel drip trough at base of door. High temperature silicone gasket mounted to cabinet.

**HINGES...** Adjustable edge mount hinges with chrome plate finish.

**HANDLES...** Four recessed pull grips on sides of cabinet.

**LATCH...** Heavy-duty edge mount latch with magnetic catch.

**TRAY RACK ASSEMBLY...** Removable 18 gauge stainless steel ducts. HWU: removable 16 gauge stainless steel universal slides, fully adjustable at 1-1/2" spacing. Standard spacing at 3" centers. HWC: fixed angle slides on 1-1/2" centers.

**THERMOMETER...** Dial type thermometer with remote sensing bulb and sensing bulb protector.

**CONTROLS...** Dial type controls. One dial for heat and one dial for humidity level.

**WATER RESERVOIR...** Water bath slides out for manual filling. Clear amber color high temperature polycarbonate pan allows for viewing of water level. Slides out for easy filling & removal. Easy to remove for cleaning and inexpensive to replace. HWU18, HWC36, HWU14 & HWC28: 5.7 quart (5.4 liter) capacity. HWU5, HWC10, HWU5 & HWC16: 3.8 quart, 3.6 liter capacity.)

**HEAT & HUMIDITY SYSTEM...** Top mounted heater with one 1000 watt coiled incoloy-sheathed heating element. High impedance protected, internally cooled fan motor. Single cooling fan. Water reservoir with immersed 1000 watt heating element. Blower fan circulates air and humidity. Extra large surface area to quickly recover humidity level. Full range thermostats and on/off switch with power indicating light. Energy Star on all models except HWU5 & HWC10.

**ELECTRICAL CHARACTERISTICS...** Operates on 120 volts, 60 cycle, single phase, 2100 watts, 17.5 amps. Ten foot rubber cord with 3 prong grounding plug. NEMA 5-20P.

**PERFORMANCE...** Capable of heating to 200°F (93°C). Preheat to 160°F (71°C) in approximately 25 minutes. 90% maximum relative humidity.

**ACCESSORIES/OPTIONS...**

- Menu card holder (solid door units only)
- Alternate electrical configurations
- Dutch door-add suffix "-D": Dutch-door, pass-thru: add suffix "-DP"(HWU18, HWC36, HWU14, HWC28 only):
- Pass-through: add suffix "P"
- Tempered glass double pane door-replace "X" with "G" in model number
- Extra slide pairs (universal units only)



**CARTER-HOFFMANN**  
1551 McCormick Ave., Mundelein, IL 60060  
(847) 362-5500 • (800) 323-9793 • Fax (847) 367-8981  
[www.carter-hoffmann.com](http://www.carter-hoffmann.com)

Specifications subject to change through product improvement & innovation.

# FEATURES & BENEFITS

1551 McCormick Avenue, Mundelein, Illinois 60060  
 Tel. (847) 362-5500 • (800) 323-9793 • Fax (847) 367-8981  
[www.carter-hoffmann.com](http://www.carter-hoffmann.com)




## Logic9 Series hotLOGIC HUMIDIFIED HOLDING CABINETS (stainless steel with mechanical controls)

*Since 1947, Foodservice Equipment That Delivers!*


**PRECISION ENGINEERED HEAT DUCT SYSTEM...** Stainless steel heat duct provides even and efficient heating throughout the entire cabinet for safe and consistent results. Quick heat and humidity recovery. Ducts removable without tools for easy cleaning.

**STAINLESS STEEL DRIP TROUGH...** Located at base of door to catch condensation. Easy to remove sliding keyhole design for emptying and cleaning.



**HWU18S1GM**  
 (shown with optional clear door)

**FIELD REVERSIBLE DOOR(S)...** Double panel, fully insulated, with magnetic door latch and heavy-duty hinges. Full perimeter silicone gasket attached to cabinet.



**EASY-TO-USE DIAL CONTROLS...** From proofing to holding, control heat and humidity with separate dials. Temperature range of 85°F to 190°F. Low, medium and high relative humidity settings. Maximum humidity range up to 90%, regardless of air temperature.

**LARGE WATER RESERVOIR...** Pull-out design allows for easy filling. 5.7 quart (5.4 liter) capacity with autofill water line capability (3.8 quart, 3.6 liter capacity in HWU5, HWU8, HWC10, HWC16). Dishwasher-safe, clear amber polycarbonate pan for monitoring water level is easy to fill and is removable without tools for emptying and cleaning. The off-the-shelf common size is inexpensive to replace. Low water indicating light on control panel.



**HWU5**



**HWU8**



**HWU14** (shown with optional clear door)