

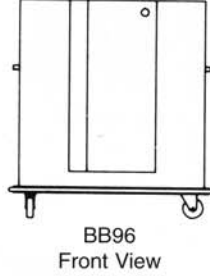


BB96 & BB120 BANQUET CARTERS

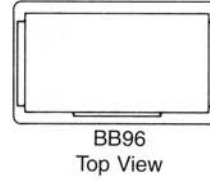
heated preplated carters for
8 3/4" to 10 1/2" plate diameter



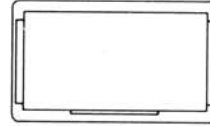
BB96



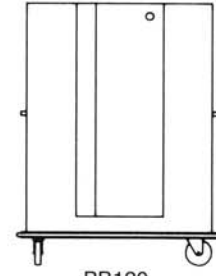
BB96
Front View



BB96
Top View



BB120
Top View



BB120
Front View

Carter-Hoffmann C.A.D.
Drawing Scale: 1/4" = 1"

SPECIFICATIONS

Model Number	Plate Capacity			Number of Shelves	Shelf Size	Clearance Between Shelves	Casters	Dimensions			Shipping Weight (Lbs.)
	Capacity with "P" Carriers (Quantity)	Capacity with "C" Carriers (Quantity)	Capacity Without Carriers					High	Deep	Wide	
<input type="checkbox"/> BB96	96 Plates in 12 (8P) Carriers	Up to 120 Plates in 12 (8C) Carriers	Up to 120 Plates Stacked on Shelves	3	22" x 42" (559 x 1067 mm)	13 (330 mm)	6" Dia. (152 mm) 2 Swivel 2 Rigid	54" (1372 mm)	30 1/2" (777 mm)	50 3/4" (1290 mm)	348 (158 kgs)
<input type="checkbox"/> BB120	120 Plates in 12 (10P) Carriers	Up to 144 Plates in 12 (10C) Carriers	Up to 144 Plates Stacked on Shelves	3	22" x 42" (559 x 1067 mm)	16 (406 mm)	6" Dia. (152 mm) 2 Swivel 2 Rigid	64 3/4" (1645 mm)	30 1/2" (777 mm)	50 3/4" (1290 mm)	420 (191 kgs)

NOTE: Capacities shown for use with Plate Covers depend on stacked height of plate and cover.

CONSTRUCTION . . . Completely welded cabinet construction and top corners, with outer cabinet formed to base and welded. All seams turned in to eliminate raw edges.

CABINET MATERIALS . . . Nickel-bearing type 300 series stainless steel, 20 gauge polished exterior wall, 24 gauge interior.

BASE FRAME . . . 12 gauge stainless steel full depth bolsters with 1" x 1" stainless steel perimeter channel supports.

CASTERS...6" diameter, industrial grade, polysealed roller bearing casters. Plate mounted and bolted to base in offset wheel ahead pattern. Two casters fitted with brakes.

BUMPER...Non-marking gray vinyl bumper set in heavy duty 3/16" extruded aluminium frame with reinforced corner "cut-outs"

INSULATION...High density fiberglass insulation; 1" thick continuous wrap-around type with 1 1/2" thickness on top.



DOORS . . . Double panel stainless steel doors completely welded with cavity filled with high density fiberglass insulation. Decorative vinyl feature stripe.

GASKETS . . . High temperature gasket.

LATCHES . . . Flush mounted, heavy duty sliding latch with exclusive grip handle.

HINGES . . . Concealed, stainless steel hinge with 5/16" pin.

HANDLES (two) . . . Horizontal full width heavy duty aluminum push handles with back-up plates.

SHELVES . . . Welded chrome plated removable wire shelves.

CARRIERS . . . "P" or "C" carriers are available. Specify type, if any, when ordering. "P" type holds 8 3/4" to 10 1/2" open plates, while "C" type holds up to 10 1/2" covered plates.

THERMOMETER . . . Dial type with sensing bulb and sensing bulb protector.

HEATING SYSTEM . . . Bottom mounted heater. Stainless steel construction. Removable without tools. 1600 watt inconel-sheathed heating element. High impedance protected, internally cooled fan motor. Full range thermostat and power indicating light.

ELECTRICAL CHARACTERISTICS . . . Operates on 120 volts, 60 cycle, single phase, 1650 watts, 13.7 amps. Ten foot rubber cord with 3 prong grounding plug. NEMA 5-15P.

PERFORMANCE . . . Capable of heating to 200° F. Preheat to 160° F. Approximately 20 minutes.

ACCESSORIES/OPTIONS . . .

- Top Transport Latch
- Locking Paddle Latch
- Menu Card Holder
- Lexan Thermometer Cover
- Cold Plate
- Retractable Cord Reel
- Canned heat adapters
- Full Pneumatic Caster
- Semi-Pneumatic Caster
- Alternate Electrical Configurations

Specifications subject to change through product improvement & innovation.

CARTER-HOFFMANN CORP.

1551 McCormick Ave., Mundelein, IL 60060
Tel (847) 362-5500 • (800) 323-9793 • Fax (847) 367-8981
www.carter-hoffmann.com