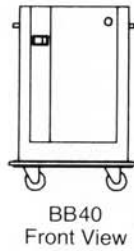


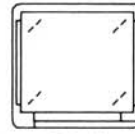


# BB40 & BB48 BANQUET CARTERS

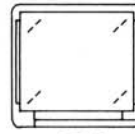
heated preplated carters for  
8 3/4" to 10 1/2" plate diameter



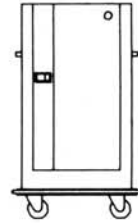
BB40  
Front View



BB40  
Top View



BB48  
Top View



BB48  
Front View

Carter-Hoffmann C.A.D.  
Drawing Scale: 1/4" = 1"

CARTER-HOFFMANN **B11** FOOD SERVICE EQUIPMENT  
HEATED SERVERS

Model Number	Plate Capacity			Number of Shelves	Shelf Size	Clearance Between Shelves	Casters	Dimensions			Shipping Weight (Lbs.)
	Capacity with "P" Carriers (Quantity)	Capacity with "C" Carriers (Quantity)	Capacity Without Carriers					High	Deep	Wide	
<input type="checkbox"/> BB40	40 Plates in 4 (10P) Carriers	Up to 48 Plates in 4 (10C) Carriers	Up to 48 Plates Stacked on Shelves	2	22" x 24" (559 x 610 mm)	16 (406 mm)	6" Dia. (152 mm) 4 Swivel	46" (1168 mm)	30 1/2" (777 mm)	32" (813 mm)	230 (105 kgs)
<input type="checkbox"/> BB48	48 Plates in 6 (8P) Carriers	Up to 60 Plates in 6 (8C) Carriers	Up to 60 Plates Stacked on Shelves	3	22" x 24" (559 x 610 mm)	13 (330 mm)	6" Dia. (152 mm) 4 Swivel	54" (1372 mm)	30 1/2" (777 mm)	32" (813 mm)	284 (129 kgs)

NOTE: Capacities shown for use with Plate Covers depend on stacked height of plate and cover.

**CONSTRUCTION . . .** Completely welded cabinet construction and top corners, with outer cabinet formed to base and welded. All seams turned in to eliminate raw edges.

**CABINET MATERIALS . . .** Nickel-bearing type 300 series stainless steel, 20 gauge polished exterior wall, 24 gauge interior.

**BASE FRAME . . .** 12 gauge stainless steel full depth bolsters with 1" x 1" stainless steel perimeter channel supports.

**CASTERS . . .** 6" diameter, industrial grade, polysealed roller bearing casters. Plate mounted and bolted to base in offset wheel ahead pattern. Two casters fitted with brakes.

**BUMPER . . .** Non-marking gray vinyl bumper set in heavy duty 3/16" extruded aluminum frame with reinforced corner "cut-outs"

**INSULATION . . .** High density fiberglass insulation; 1" thick continuous wraparound type with 1 1/2" thickness on top.

**DOORS . . .** Double panel stainless steel doors completely welded with cavity filled with high density fiberglass insulation. Decorative vinyl feature stripe.

**GASKETS . . .** High temperature gasket.

**LATCHES . . .** Flush mounted, heavy duty sliding latch with exclusive grip handle.

**HINGES . . .** Concealed, stainless steel hinge with 5/16" pin.

**HANDLES (two) . . .** Horizontal full width heavy duty aluminum push handles with back-up plates.

**SHELVES . . .** Welded chrome plated removable wire shelves.

**CARRIERS . . .** "P" or "C" carriers are available. Specify type, if any, when ordering. "P" type holds 8 3/4" to 10 1/2" open plates, while "C" type holds up to 10 1/2" covered plates.

**THERMOMETER . . .** Dial type with sensing bulb and sensing bulb protector.

**HEATING SYSTEM . . .** Bottom mounted heater. Stainless steel construction. Removable without tools. 1600 watt inconel-sheathed heating element. High impedance protected, internally cooled fan motor. Full range thermostat and power indicating light

**ELECTRICAL CHARACTERISTICS . . .** Operates on 120 volts, 60 cycle, single phase, 1650 watts, 13.7 amps. Ten foot rubber cord with 3 prong grounding plug. NEMA 5-15P.

**PERFORMANCE . . .** Capable of heating to 200° F. Preheat to 160° F. Approximately 20 minutes.

#### ACCESSORIES/OPTIONS . . .

- Top Transport Latch
- Locking Paddle Latch
- Menu Card Holder
- Lexan Thermometer Cover
- Cold Plate
- Retractable Cord Reel
- Canned heat adapters
- Full Pneumatic Caster
- Semi-Pneumatic Caster
- 220 volt/60 cycle/1 phase
- 240 volt/50 cycle/1 phase



Specifications subject to change through product improvement & innovation.

## CARTER-HOFFMANN CORP.

1551 McCormick Ave., Mundelein, IL 60060  
Tel (847) 362-5500 • (800) 323-9793 • Fax (847) 367-8981  
[www.carter-hoffmann.com](http://www.carter-hoffmann.com)

# SPECIFICATIONS

Printed in U.S.A. B25 0599  
The name Carter shown is a registered trade name of Carter-Hoffmann Corp.